

**Test on rigid polyurethane spray foam system at 50-kW/m²
irradiance in accordance with AS/NZS 3837:1998**

Report number FNK 9866
CSIRO job number NK5874
Date of Issue: 15 February 2011

Client
University of New South Wales

Commercial-in-confidence



CSIRO – Materials Science and Engineering
14 Julius Avenue, Riverside Corporate Park, North Ryde NSW 2113
Ph: 02 9490 5444 Fax: 02 9490 5528

Use of this Report

Use of Reports – Testing

This report is subject to binding obligations under which it was prepared. In particular, the Report must not be used:

- *as a means of endorsement; or*
- *in a company prospectus or notification to a Stock Exchange document for capital raising, without the prior written consent of CSIRO.*

The Report may be published verbatim and in full, provided that a statement is included on the publication that it is a copy of the Report issued by CSIRO.

Excerpts of the Report may not be published without the prior written consent of CSIRO.

Copyright and Disclaimer

© 2011 CSIRO To the extent permitted by law, all rights are reserved and no part of this publication covered by copyright may be reproduced or copied in any form or by any means except with the written permission of CSIRO.

Important Disclaimer

CSIRO advises that the information contained in this publication comprises general statements based on scientific research. The reader is advised and needs to be aware that such information may be incomplete or unable to be used in any specific situation. No reliance or actions must therefore be made on that information without seeking prior expert professional, scientific and technical advice. To the extent permitted by law, CSIRO (including its employees and consultants) excludes all liability to any person for any consequences, including but not limited to all losses, damages, costs, expenses and any other compensation, arising directly or indirectly from using this publication (in part or in whole) and any information or material contained in it.

Table of Contents

SUMMARY	4
Sample Identification:	4
Sponsor:.....	4
Manufacturer:.....	4
Job Number:	4
Test Date:	4
Description of Sample:.....	4
Documentation:.....	4
Conditioning of Specimens:	4
Test Method:	5
Duration of Test:	5
Observations:.....	5
Specimen 1	5
Specimen 2	5
Specimen 3	5
Results:	6
APPENDICES:	6
 TABLES	
Table 1- Results of tests	7
 FIGURES	
Figure 1 - Heat Release Rate	8
Figure 2 - Effective Heat of Combustion.....	9
 CERTIFICATES	
Certificate of Assessment 1-1507	10

SUMMARY

SPONSORED INVESTIGATION REPORT No. FNK 9866

TEST ON RIGID POLYURETHANE SPRAY FOAM SYSTEM AT
50-kW/m² IRRADIANCE IN ACCORDANCE WITH AS/NZS 3837:1998

Sample Identification:

Ausfoam 10

Sponsor:

University of New South Wales
Cnr Anzac Pde & High St
SYDNEY NSW
AUSTRALIA

Manufacturer:

Australian Urethane Systems Pty Ltd
25 Garling Road
KINGS PARK NSW
AUSTRALIA

Job Number:

NK5874

Test Date:

20 July 2010

Description of Sample:

The sponsor described the tested specimen as spray-applied rigid polyurethane foam system. The specimen contained flame retardant additives.

Nominal thickness: 25 mm
Nominal density: 10 kg/m³ to 15 kg/m³
Colour: off white

Documentation:

The following documents were supplied by the sponsor as a full and complete description of the sample:

Test Agreement and form FTAF33 dated 7 February 2011.

Conditioning of Specimens:

Prior to the test, the specimens were conditioned to constant mass at a temperature of 23 ± 2°C and a relative humidity of 50 ± 10%.

Test Method:

Tests were performed in accordance with Australian/New Zealand Standard 3837:1998 Method of test for heat and smoke release rates for materials and products using an oxygen consumption calorimeter. All test specimens were exposed in the horizontal orientation with the standard pilot operating.

Nominally 100 x 100-mm specimens were tested as supplied. Specimens were tested with the use of an edge frame. The edge frame reduces the test surface area to 0.0088-m², and this is the area used in calculations. The specimen was restrained using a wire grid.

For the test, specimens were wrapped in aluminium foil so that the four edges and the bottom of the specimen were covered. The foil formed a shallow tray that retained any molten material during testing.

Three specimens were tested at an irradiance level of 50-kW/m².

The nominal exhaust system flow rate for all tests was 0.024-m³/s.

A measured quantity of ethanol was burnt to obtain a C factor to be used in the Heat Release calculations.

Duration of Test:

The test is terminated when any one of the following is applicable:

1. 2 minutes have passed since all flaming from the specimen ceased; and
2. the average mass loss over a 1 minute period has dropped below 150-g/m²;
3. 60 minutes have elapsed; or
4. the specimen fails to ignite after a 10 minute exposure.

Observations:**Specimen 1**

The specimen started to smoke immediately after exposure to the test. The specimen ignited at 4 seconds. The test was terminated when two minutes had passed since all flaming from the specimen ceased.

Specimen 2

The specimen started to smoke immediately after exposure to the test. The specimen ignited at 3 seconds. The test was terminated when two minutes had passed since all flaming from the specimen ceased.

Specimen 3

The specimen started to smoke immediately after exposure to the test. The specimen ignited at 4 seconds. The test was terminated when two minutes had passed since all flaming from the specimen ceased.

Results:

The results of tests as specified in the Standard are summarised in Table 1.

Table 1- Results of tests 7

APPENDICES:

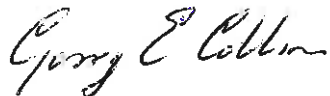
Appendix 1
Figure 1 - Heat Release Rate 8
Figure 2 - Effective Heat of Combustion..... 9

Appendix 2
Certificate of Assessment 1-1507..... 10

TESTED BY:


Heherson Alarde
Testing Officer

15 February 2011


Garry E Collins
Manager, Fire Testing and Assessments

Test Details:

Date of test: 20/7/10
 Test Report Date: 15/2/11
 Ethanol burn ('C' factors): 0.041274

	Irradiance (kW/m ²)	Time to sustained burning (s)	Test duration (s)	Thickness (mm)	Specimen mass (g)	Mass remaining (g)	Mass loss (g)	Percent of mass pyrolysed (%)	Average rate of mass loss (g/m ² .s)	Peak HRR (kW/m ²)	Average HRR (first 60s after ign)	Average HRR (first 180s after ign)	Average HRR (first 300s after ign)	Total heat released (MJ/m ²)	Average EHC (MJ/kg)	Average specific extinction area (m ² /kg)
Sample 1	50	4	150	1.96	2.16	0.06	2.10	97.22	4.33	102.3	44.2	n/a	n/a	3.11	13.04	1025.4
Sample 2	50	3	145	1.98	1.98	-0.02	2.00	101.01	4.21	103.4	43.9	n/a	n/a	3.25	14.28	656.5
Sample 3	50	4	150	2.03	1.93	0.03	1.90	98.45	4.39	98.7	46.5	n/a	n/a	3.87	17.93	869.0
Mean		3.7	148.3		2.0	0.0	2.0	98.9	4.3	101.5	44.8			3.4	15.1	850.3
SD		0.6	2.9		0.1	0.0	0.1	1.9	0.1	2.5	1.4			0.4	2.5	185.1

Table 1- Results of tests

Figure 1 - Heat Release Rate

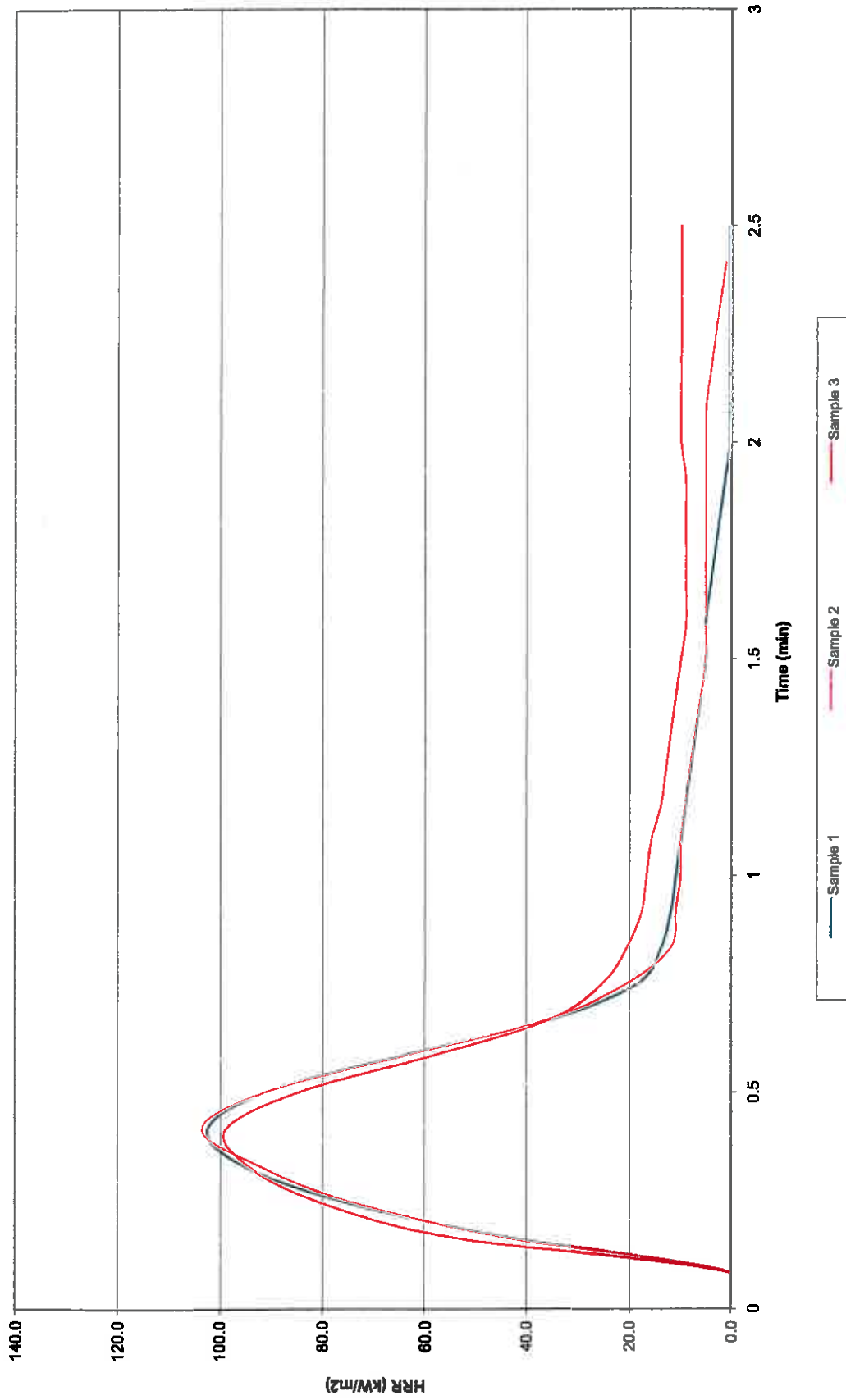
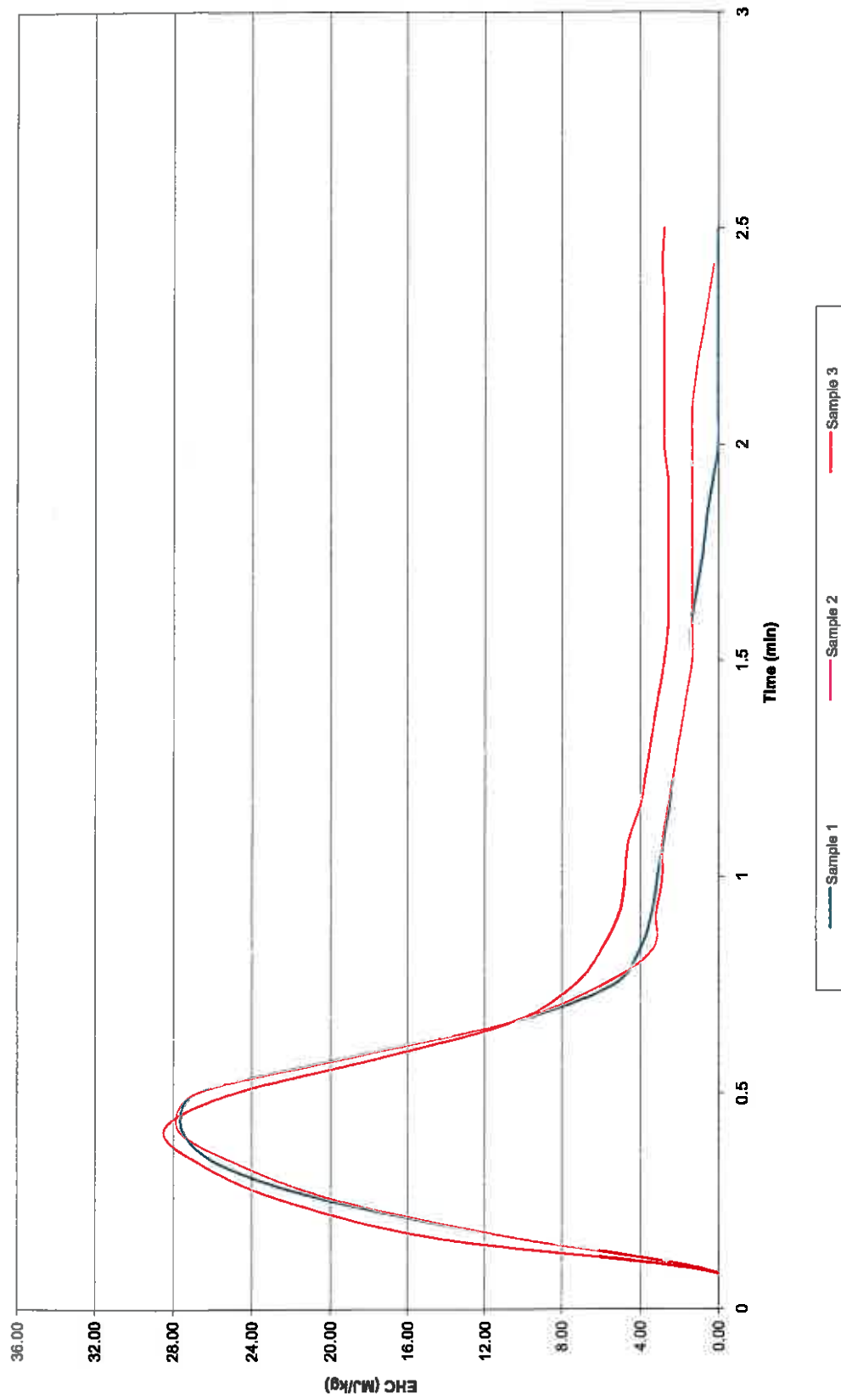


Figure 2 - Effective Heat of Combustion



Certificate of Assessment 1-1507

Certificate of Assessment

NK5874

No. 1507

"Copyright CSIRO 2011 ©"
Copying or alteration of this report
without written authorisation from CSIRO is forbidden.

This is to certify that the specimen described below was tested by the CSIRO Division of Materials Science and Engineering in accordance with Australian/ New Zealand Standard 3837, Method of test for heat and smoke release rates for materials and products using an oxygen consumption calorimeter, 1998, at 50 kW/m², on behalf of:

University of New South Wales
Cnr Anzac Pde & High St
SYDNEY NSW
AUSTRALIA

A full description of the test specimen and the complete test results are detailed in the Division's sponsored investigation report numbered FNK 9866.

SAMPLE IDENTIFICATION: Ausfoam 10

DESCRIPTION OF SAMPLE:

The sponsor described the tested specimen as spray-applied rigid polyurethane foam system. The specimen contained flame retardant additives.

Nominal thickness: 25 mm
Nominal density: 10 kg/m³ to 15 kg/m³
Colour: off white

SAMPLE CLASSIFICATION: Group Number: Group 2
(In accordance with Specification A2.4 of the Building Code of Australia.)
Average specific extinction area: 850.3 m²/kg
(Refer to Specification C1.10a section 3(c) of the Building Code of Australia.)

Testing Officer: Heherson Alarde Date of Test: 20 July 2010

Issued on the 15th day of February 2011 without alterations or additions.



Garry E Collins
Manager, Fire Testing and Assessments



CSIRO Materials Science and Engineering
14 Julius Avenue, Riverside Corporate Park, North Ryde NSW 2113 AUSTRALIA
Telephone: 81 2 9490 5444 Facsimile: 81 2 9490 5555